






































































































Omaha Marathon

Overall Results

Pla	Bi	Name	Na	Ag	Gen	AG	ChipT	Half	Full	31.46k
Marathon										
1.	15	Langdon, Tim		40	M	Male 40-44	02:56:3	00:41:07	01:23:32	02:08:30
2.	11	Marek, Seth		34	M	Male 30-34	03:01:2	00:43:54	01:28:06	02:13:29
3.	76	Elliott, Daniel		30	M	Male 30-34	03:02:5	00:41:07	01:23:33	02:08:08
4.	25	Koski, Meaghan		25	F	Female 25-29	03:04:0	00:44:46	01:29:41	02:15:07
5.	14	Ziegler, Blake		25	M	Male 25-29	03:06:0	00:41:08	01:23:33	02:11:20
6.	82	Good, Travis		25	M	Male 25-29	03:11:2	00:44:47	01:29:38	02:16:02
7.	10	Leonhardt,		33	M	Male 30-34	03:20:2	00:44:18	01:30:38	02:20:36
8.	87	Haggar, Jacob		20	M	Male 20-24	03:29:0	00:43:43	01:28:23	02:20:50
9.	62	Bierma, Jon		31	M	Male 30-34	03:32:2	00:52:08	01:44:07	02:36:30
10.	61	Bierma, Tim		29	M	Male 25-29	03:32:2	00:52:08	01:44:07	02:36:29
11.	91	Izzadin, Bilal		29	M	Male 25-29	03:33:5	00:42:08	01:27:50	02:26:50
12.	10	King, Jacob		25	M	Male 25-29	03:35:0	00:46:47	01:35:39	02:27:32
13.	57	Allbery, Eric		21	M	Male 20-24	03:40:4	00:42:53	01:29:38	02:30:04
14.	81	Gonifas,		45	M	Male 45-49	03:40:5	00:49:54	01:40:31	02:34:17
15.	64	Bolte, Patrick		48	M	Male 45-49	03:41:3	00:52:24	01:44:12	02:37:08
16.	66	Brooks, Lewis		35	M	Male 35-39	03:41:4	00:55:14	01:50:37	02:44:53
17.	71	Christensen,		55	M	Male 55-59	03:41:5	00:51:41	01:43:15	02:36:02
18.	15	Schochat,		66	M	Male 65-69	03:47:4	00:53:51	01:48:46	02:45:31
19.	86	Haggar, Ben		20	M	Male 20-24	03:54:1	00:43:44	01:30:25	02:38:40
20.	42	Recker, Jennifer		28	F	Female 25-29	03:55:5	00:50:03	01:42:21	02:44:37
21.	10	Colaizzi, Brisa		26	F	Female 25-29	03:57:0	00:56:52	01:55:34	02:52:20
22.	10	Krizek, Scott		50	M	Male 50-54	03:57:3	00:57:04	01:54:05	02:53:31
23.	80	Gayden,		41	M	Male 40-44	03:57:4	00:54:23	01:48:20	02:44:50
24.	52	Voorhees, Kylie		39	F	Female 35-39	03:59:4	00:56:24	01:54:24	02:55:05
25.	96	Kavanaugh,		23	M	Male 20-24	04:00:0	00:50:58	01:43:04	02:43:54
26.	12	Reiman, Jake		31	M	Male 30-34	04:01:1	00:53:14	01:47:01	02:46:38
27.	10	Kubicek,		26	M	Male 25-29	04:01:3	00:55:36	01:52:56	02:54:21
28.	13	Scholten, Jared		43	M	Male 40-44	04:02:4	00:56:28	01:55:40	02:57:43
29.	15	Florent, Molly		30	F	Female 30-34	04:03:2	00:55:45	01:52:41	02:53:20
30.	13	Sanchez,		45	M	Male 45-49	04:04:3	00:57:07	01:53:32	02:52:14
31.	14	Takeuchi, Ryan		46	M	Male 45-49	04:06:4	00:59:49	02:00:49	03:02:48
32.	60	Barrera,		35	M	Male 35-39	04:07:5	00:54:37	01:51:48	02:53:02
33.	40	Quandt, Brittany		34	F	Female 30-34	04:08:1	00:57:29	01:58:15	03:01:20
34.	10	Koski, Jordan		25	M	Male 25-29	04:10:4	00:38:31	01:21:46	
35.	13	Swanson, Evan		33	M	Male 30-34	04:13:3	00:58:38	01:58:19	03:02:50
36.	51	Visser, Josie		29	F	Female 25-29	04:13:3	00:58:37	01:58:19	03:02:51
37.	10	Laney, Connor		23	M	Male 20-24	04:21:2	01:02:15	02:02:07	03:02:09
38.	13	Schneckloth,		35	M	Male 35-39	04:21:3	00:51:15	01:43:13	02:52:47
39.	13	Simon, Pedro		36	M	Male 35-39	04:22:3	01:00:06	02:00:17	03:04:20
40.	29	Leiferman,		51	F	Female 50-54	04:22:5	00:59:36	01:59:13	03:05:30
41.	47	Steffen, Tricia		51	F	Female 50-54	04:23:4	01:01:42	02:07:47	03:14:11
42.	32	McKay,		34	F	Female 30-34	04:23:5	01:04:47	02:07:10	03:12:17
43.	36	Piligian, Pam		60	F	Female 60-64	04:24:1	00:59:44	02:01:01	03:08:08
44.	92	James, Dick		68	M	Male 65-69	04:24:2	01:01:33	02:05:24	03:11:54
45.	90	Huju, Jacob		32	M	Male 30-34	04:24:2	00:53:18	01:50:30	03:02:21
46.	14	Sylvester,		35	M	Male 35-39	04:25:1	00:57:46	01:56:16	03:02:15
47.	12	Piligian, Gary		60	M	Male 60-64	04:25:2	00:55:16	01:56:57	03:06:28
48.	13	sarginson,		53	M	Male 50-54	04:26:4	01:00:52	02:06:23	03:14:02
49.	53	Wallace, Noelle		33	F	Female 30-34	04:26:5	00:55:52	01:55:46	03:09:24
50.	41	Ray, Gwen		38	F	Female 35-39	04:27:0	00:55:52	01:55:45	03:00:43

Omaha Marathon

Overall Results

Pla	Bi	Name	Na	Ag	Gen	AG	ChipT	Half	Full	31.46k
51.	12	Raikar, Vinay		44	M	Male 40-44	04:29:0	00:56:58	01:55:28	03:09:52
52.	73	Craig, Douglas		48	M	Male 45-49	04:32:1	00:49:57	01:43:15	03:00:22
53.	11	Ma, Vincent		51	M	Male 50-54	04:33:4	01:00:03	02:01:52	03:12:37
54.	11	Lum, Eric		43	M	Male 40-44	04:37:0	01:05:42	02:10:11	03:18:46
55.	10	Klinkacek, Cody		22	M	Male 20-24	04:38:1	01:04:38	02:09:41	03:21:10
56.	19	Hallstrom,		27	F	Female 25-29	04:38:5	01:01:28	02:04:13	03:17:27
57.	21	Hoffman,		59	F	Female 55-59	04:39:0	01:01:42	02:07:47	03:19:20
58.	17	Gray, Meghan		23	F	Female 20-24	04:40:2	01:06:42	02:11:47	03:23:11
59.	11	Martini, Michael		24	M	Male 20-24	04:40:2	01:06:42	02:11:47	03:23:11
60.	34	Miller, Leah		39	F	Female 35-39	04:40:3	01:06:43	02:13:35	03:28:49
61.	54	Wester,		34	F	Female 30-34	04:40:4	00:51:58	01:48:27	03:06:49
62.	63	Havemeir,		71	M	Male 70+	04:41:5	00:56:53	01:55:39	03:10:43
63.	9	Chohon, Leah		31	F	Female 30-34	04:42:3	00:57:30	01:59:54	03:17:12
64.	78	Fye, Jon		38	M	Male 35-39	04:45:1	00:51:52	01:53:18	03:16:34
65.	65	Briley, Bill		59	M	Male 55-59	04:46:1	01:00:10	02:04:25	03:16:17
66.	11	Newhart,		66	M	Male 65-69	04:46:1	00:59:55	02:04:56	03:19:56
67.	74	Critchfield, Jack		36	M	Male 35-39	04:46:5	00:55:02	01:56:00	03:14:24
68.	43	Redli, Mary		35	F	Female 35-39	04:47:3	01:02:55	02:10:38	03:26:40
69.	93	Jang, Hojin		36	M	Male 35-39	04:48:2	00:51:12	01:44:32	03:08:53
70.	13	Saint Starr,		31	M	Male 30-34	04:49:2	01:10:38	02:26:20	03:37:21
71.	50	Toone, Nicole		38	F	Female 35-39	04:54:5	01:06:43	02:13:34	03:30:27
72.	30	Lynch, Alyssa		21	F	Female 20-24	05:01:5	01:13:48	02:29:54	03:45:43
73.	4	Armstrong,		39	F	Female 35-39	05:02:1	01:00:39	02:08:13	03:31:32
74.	58	Armstrong, Rick		61	M	Male 60-64	05:03:0	01:12:54	02:28:36	03:45:43
75.	12	Pollmann, Mark		51	M	Male 50-54	05:06:5	01:00:22	02:10:52	03:32:57
76.	27	Kuta, Kennedy		20	F	Female 20-24	05:07:0	01:05:09	02:20:57	03:39:24
77.	10	Kristin, Kyle		43	M	Male 40-44	05:09:0	00:59:45	02:13:10	03:39:53
78.	1	Adekanmbi,		46	F	Female 45-49	05:09:1	01:09:49	02:23:23	03:40:36
79.	23	Jelden, Stevie		27	F	Female 25-29	05:09:2	01:13:50	02:29:45	03:46:02
80.	88	Hahn, Brenton		28	M	Male 25-29	05:10:2	01:06:06	02:18:25	03:42:44
81.	6	Barone,		25	F	Female 25-29	05:10:3	01:06:06	02:18:24	03:42:44
82.	12	Pham, Danny		35	M	Male 35-39	05:11:4	01:12:28	02:23:29	03:42:02
83.	38	Poskus, Nicole		27	F	Female 25-29	05:12:5	01:09:27	02:24:01	04:08:43
84.	12	doyle, jeanine		62	F	Female 60-64	05:20:4	01:12:00	02:26:17	03:50:05
85.	14	Tarcza, Philip		27	M	Male 25-29	05:23:4	01:15:01	02:27:46	03:52:14
86.	15	Fattmann, Ken		0	M	Male 8 & Under	05:25:0	01:08:42	02:21:34	03:46:45
87.	15	Ballard, Linda		61	F	Female 60-64	05:28:4	01:17:48	02:34:26	04:00:32
88.	7	Beckmann,		42	F	Female 40-44	05:29:1	01:10:05	02:28:25	03:54:14
89.	11	Meyer, Joshua		30	M	Male 30-34	05:31:5	01:05:22	02:21:16	03:53:48
90.	14	Taylor, Stephen		40	M	Male 40-44	05:32:2	01:01:42	02:12:15	03:43:34
91.	2	Albers, Emily		32	F	Female 30-34	05:40:2	01:05:27	02:21:16	03:58:44
92.	24	Kirtley, Erin		37	F	Female 35-39	05:40:2	01:05:27	02:21:08	03:58:44
93.	79	Galindo,		43	M	Male 40-44	05:42:0	01:13:49	02:29:55	03:56:52
94.	72	Cook, Ethan		29	M	Male 25-29	05:42:4	01:12:04	02:24:59	03:58:20
95.	13	Schoen, Elliott		57	M	Male 55-59	05:43:0	01:10:43	02:26:26	04:01:41
96.	31	McCoy,		42	F	Female 40-44	05:44:2	01:08:38	02:26:22	04:02:49
97.	20	Hegarty,		54	F	Female 50-54	05:45:0	01:13:26	02:34:17	04:07:48
98.	15	Zuelke, Dan		55	M	Male 55-59	05:46:0	01:15:05	02:37:00	04:07:45
99.	16	Francis, Kazumi		52	F	Female 50-54	05:49:2	01:14:47	02:34:57	04:07:16
100.	15	Ballard, Jim		70	M	Male 70+	06:01:1	01:15:01	02:33:27	04:11:10
101.	46	Scott, Abigail		20	F	Female 20-24	06:02:1	01:23:56		