





























Omaha Marathon

Overall Results

| Pla | Bi | Name | Na | Ag | Gen | AG | ChipT | Half | Full | 31.46k |
|---------------|----|------------------|-------------------------------------------------------------------------------------|----|-----|---------------|---------|----------|------|--------|
| Half Marathon | | | | | | | | | | |
| 1. | 40 | Grimmett, |  | 45 | M | Male 45-49 | 01:23:3 | 00:42:19 | | |
| 2. | 35 | Morgan, Sam |  | 36 | M | Male 35-39 | 01:25:0 | 00:41:36 | | |
| 3. | 33 | MacKenzie, |  | 35 | M | Male 35-39 | 01:34:5 | 00:46:02 | | |
| 4. | 29 | Butler, Tanner |  | 24 | M | Male 20-24 | 01:35:1 | 00:46:20 | | |
| 5. | 32 | Hellbusch, |  | 33 | M | Male 30-34 | 01:36:4 | 00:47:32 | | |
| 6. | 19 | Hartzell, Elisha |  | 36 | F | Female 35-39 | 01:36:4 | 00:48:19 | | |
| 7. | 29 | Coates, Simon |  | 44 | M | Male 40-44 | 01:37:1 | 00:47:01 | | |
| 8. | 84 | Gustafson, Mark |  | 52 | M | Male 50-54 | 01:37:3 | 00:47:45 | | |
| 9. | 38 | wilson, scott |  | 49 | M | Male 45-49 | 01:37:5 | 00:48:17 | | |
| 10. | 31 | Goodman, Zach |  | 22 | M | Male 20-24 | 01:39:3 | 00:48:18 | | |
| 11. | 38 | Vanderheyden, |  | 45 | M | Male 45-49 | 01:39:3 | 00:48:05 | | |
| 12. | 37 | Stahl, Nathan |  | 47 | M | Male 45-49 | 01:39:5 | 00:49:05 | | |
| 13. | 32 | Hellman, Trevor |  | 30 | M | Male 30-34 | 01:41:5 | 00:52:25 | | |
| 14. | 20 | Hellbusch, |  | 32 | F | Female 30-34 | 01:43:1 | 00:49:49 | | |
| 15. | 38 | Strickalnd, |  | 38 | M | Male 35-39 | 01:43:1 | 00:49:44 | | |
| 16. | 23 | Nielsen, Sarah |  | 23 | F | Female 20-24 | 01:43:3 | 00:49:46 | | |
| 17. | 24 | Raithel, |  | 46 | F | Female 45-49 | 01:43:4 | 00:50:57 | | |
| 18. | 29 | Colvin, Jeremy |  | 42 | M | Male 40-44 | 01:43:4 | 00:52:27 | | |
| 19. | 25 | Schiers, Gloria |  | 34 | F | Female 30-34 | 01:43:5 | 00:51:41 | | |
| 20. | 35 | Potthoff, Jake |  | 27 | M | Male 25-29 | 01:44:1 | 00:54:50 | | |
| 21. | 30 | Firmento, |  | 28 | M | Male 25-29 | 01:44:1 | 00:51:45 | | |
| 22. | 99 | Kelly, Paul |  | 53 | M | Male 50-54 | 01:44:2 | 00:52:36 | | |
| 23. | 28 | Brown, Arthur |  | 61 | M | Male 60-64 | 01:45:4 | 00:53:07 | | |
| 24. | 17 | Buster, Elisha |  | 45 | F | Female 45-49 | 01:46:3 | 00:57:17 | | |
| 25. | 23 | O'Brien, |  | 37 | F | Female 35-39 | 01:46:3 | 00:53:30 | | |
| 26. | 40 | Farr, Lyndie |  | 34 | F | Female 30-34 | 01:47:3 | 00:53:13 | | |
| 27. | 33 | Licari, Dave |  | 61 | M | Male 60-64 | 01:47:3 | 00:53:13 | | |
| 28. | 37 | Stairs, Jason |  | 43 | M | Male 40-44 | 01:49:0 | 00:51:57 | | |
| 29. | 23 | Neneman, |  | 25 | F | Female 25-29 | 01:49:3 | 00:54:38 | | |
| 30. | 26 | Stahl, Sarah |  | 40 | F | Female 40-44 | 01:49:5 | 00:54:36 | | |
| 31. | 34 | Mettenbrink, |  | 41 | M | Male 40-44 | 01:50:3 | 00:55:52 | | |
| 32. | 34 | Marshall, |  | 33 | M | Male 30-34 | 01:50:3 | 00:54:27 | | |
| 33. | 15 | Carlson, Adam |  | 40 | M | Male 40-44 | 01:51:1 | 00:55:33 | | |
| 34. | 27 | Wisell, Amanda |  | 31 | F | Female 30-34 | 01:51:4 | 00:53:51 | | |
| 35. | 36 | Pribyl, Brendon |  | 23 | M | Male 20-24 | 01:52:0 | 00:57:14 | | |
| 36. | 30 | Day, Jeffrey |  | 40 | M | Male 40-44 | 01:52:1 | 00:53:11 | | |
| 37. | 40 | Oas, Nicholas |  | 35 | M | Male 35-39 | 01:52:5 | 00:58:22 | | |
| 38. | 36 | Reddel, David |  | 56 | M | Male 55-59 | 01:52:5 | 00:56:04 | | |
| 39. | 34 | McKinney, Eric |  | 36 | M | Male 35-39 | 01:53:0 | 00:54:01 | | |
| 40. | 30 | Docken, Shane |  | 31 | M | Male 30-34 | 01:53:0 | 00:55:07 | | |
| 41. | 29 | Corona, Agustin |  | 50 | M | Male 50-54 | 01:54:1 | 00:53:32 | | |
| 42. | 22 | Miller, Ridley |  | 20 | F | Female 20-24 | 01:54:3 | 00:55:18 | | |
| 43. | 34 | Merlak, Ben |  | 19 | M | Male 17 to 19 | 01:54:3 | 00:57:14 | | |
| 44. | 37 | Sandall, Kyle |  | 37 | M | Male 35-39 | 01:55:0 | 00:54:37 | | |
| 45. | 33 | Klug, Mike |  | 45 | M | Male 45-49 | 01:55:0 | 00:58:53 | | |
| 46. | 31 | Haskins, Ryan |  | 36 | M | Male 35-39 | 01:55:0 | 00:55:41 | | |
| 47. | 38 | Stark, Paul |  | 44 | M | Male 40-44 | 01:55:1 | 00:58:54 | | |
| 48. | 30 | Dobkins, |  | 48 | M | Male 45-49 | 01:55:1 | 00:59:00 | | |
| 49. | 23 | Moyer, Dana |  | 41 | F | Female 40-44 | 01:55:2 | 00:57:13 | | |
| 50. | 13 | Shevlin, Colin |  | 32 | M | Male 30-34 | 01:55:2 | 00:56:47 | | |





















































Omaha Marathon

Overall Results

| Pla | Bi | Name | Na | Ag | Gen | AG | ChipT | Half | Full | 31.46k |
|------|----|------------------|-------------------------------------------------------------------------------------|----|-----|-----------------|---------|----------|------|--------|
| 51. | 33 | Krejci, Scott |  | 50 | M | Male 50-54 | 01:56:1 | 00:54:29 | | |
| 52. | 16 | Anderson, Tricia |  | 30 | F | Female 30-34 | 01:57:0 | 00:59:14 | | |
| 53. | 39 | Witt, Mark |  | 45 | M | Male 45-49 | 01:57:1 | 00:58:55 | | |
| 54. | 37 | Sahafian, |  | 62 | M | Male 60-64 | 01:57:3 | 00:56:53 | | |
| 55. | 24 | Premier, Kelsie |  | 19 | F | Female 17 to 19 | 01:57:4 | 00:57:59 | | |
| 56. | 17 | Carlson, |  | 40 | F | Female 40-44 | 01:58:0 | 00:58:06 | | |
| 57. | 21 | Kazhila, Ruth |  | 25 | F | Female 25-29 | 01:58:0 | 00:58:00 | | |
| 58. | 30 | Elliott, Mark |  | 58 | M | Male 55-59 | 01:58:1 | 00:52:23 | | |
| 59. | 28 | Adams, Jeremy |  | 45 | M | Male 45-49 | 01:58:4 | 00:56:27 | | |
| 60. | 28 | Bushey, Matt |  | 47 | M | Male 45-49 | 01:59:2 | 00:59:46 | | |
| 61. | 30 | Deshmukh, |  | 50 | M | Male 50-54 | 01:59:2 | 00:59:21 | | |
| 62. | 25 | Schure, Rachel |  | 38 | F | Female 35-39 | 01:59:2 | 00:59:36 | | |
| 63. | 32 | Heidenreich, |  | 17 | M | Male 17 to 19 | 02:00:0 | 00:59:28 | | |
| 64. | 28 | Bai, Eric |  | 26 | M | Male 25-29 | 02:00:1 | 00:58:57 | | |
| 65. | 39 | Huebert, Elissa |  | 41 | F | Female 40-44 | 02:00:1 | 00:59:28 | | |
| 66. | 39 | Zollinger, |  | 54 | M | Male 50-54 | 02:00:1 | 00:55:35 | | |
| 67. | 24 | Rischling, |  | 41 | F | Female 40-44 | 02:00:1 | 00:59:27 | | |
| 68. | 35 | O'Rourke, Tim |  | 58 | M | Male 55-59 | 02:00:5 | 00:58:41 | | |
| 69. | 34 | Madson, |  | 41 | M | Male 40-44 | 02:01:0 | 01:01:08 | | |
| 70. | 19 | Harney, Brittany |  | 31 | F | Female 30-34 | 02:01:1 | 00:59:37 | | |
| 71. | 25 | Shehab, Jessica |  | 46 | F | Female 45-49 | 02:01:2 | 01:01:03 | | |
| 72. | 32 | Heidenreich, |  | 54 | M | Male 50-54 | 02:01:2 | 00:59:28 | | |
| 73. | 20 | Iloreta, |  | 34 | F | Female 30-34 | 02:01:2 | 01:02:26 | | |
| 74. | 22 | Misiaszek, |  | 24 | F | Female 20-24 | 02:01:4 | 00:59:22 | | |
| 75. | 28 | Briggs, Jeff |  | 63 | M | Male 60-64 | 02:01:5 | 00:59:41 | | |
| 76. | 19 | Hanson, Lyndi |  | 22 | F | Female 20-24 | 02:02:0 | 00:58:02 | | |
| 77. | 20 | Jacob, Tatum |  | 17 | F | Female 17 to 19 | 02:02:3 | 01:02:28 | | |
| 78. | 36 | Roderick, |  | 36 | M | Male 35-39 | 02:03:0 | 00:57:44 | | |
| 79. | 36 | Ryder, Jonathan |  | 30 | M | Male 30-34 | 02:03:3 | 01:00:21 | | |
| 80. | 34 | Marshall, Evan |  | 24 | M | Male 20-24 | 02:03:5 | 01:02:18 | | |
| 81. | 33 | Lidgett, Clayton |  | 36 | M | Male 35-39 | 02:04:1 | 00:59:42 | | |
| 82. | 32 | Kinyon, Alex |  | 37 | M | Male 35-39 | 02:04:3 | 00:54:49 | | |
| 83. | 27 | vanderloo, |  | 20 | F | Female 20-24 | 02:05:2 | 00:58:51 | | |
| 84. | 19 | Hanson, Beth |  | 43 | F | Female 40-44 | 02:05:2 | 01:00:32 | | |
| 85. | 35 | poledna, patrick |  | 56 | M | Male 55-59 | 02:06:5 | 00:58:08 | | |
| 86. | 22 | Merlak, Alina |  | 20 | F | Female 20-24 | 02:07:3 | 01:03:14 | | |
| 87. | 36 | Ribordy, Lance |  | 57 | M | Male 55-59 | 02:07:3 | 01:05:19 | | |
| 88. | 29 | Chambers, Eric |  | 47 | M | Male 45-49 | 02:08:4 | 01:03:42 | | |
| 89. | 20 | Janak, Bev |  | 67 | F | Female 65-69 | 02:09:1 | 01:03:42 | | |
| 90. | 18 | Cole, Nell |  | 41 | F | Female 40-44 | 02:09:4 | 00:59:56 | | |
| 91. | 18 | Cole, Kari |  | 35 | F | Female 35-39 | 02:09:4 | 00:59:56 | | |
| 92. | 37 | Schoenbeck, |  | 53 | M | Male 50-54 | 02:09:5 | 01:05:37 | | |
| 93. | 33 | Lynch, Kevin |  | 55 | M | Male 55-59 | 02:10:3 | 01:01:27 | | |
| 94. | 30 | Fehr, Brady |  | 22 | M | Male 20-24 | 02:10:5 | 01:00:52 | | |
| 95. | 31 | Gudgel, Mark |  | 40 | M | Male 40-44 | 02:11:0 | 01:05:39 | | |
| 96. | 22 | Mortenson, Pam |  | 59 | F | Female 55-59 | 02:11:1 | 01:02:06 | | |
| 97. | 22 | Lutz, Brittany |  | 35 | F | Female 35-39 | 02:11:2 | 01:03:27 | | |
| 98. | 21 | Lamb, Sophie |  | 35 | F | Female 35-39 | 02:12:2 | 01:02:30 | | |
| 99. | 37 | Simmons, |  | 27 | M | Male 25-29 | 02:12:3 | 01:03:29 | | |
| 100. | 37 | Schoenbeck, |  | 21 | M | Male 20-24 | 02:12:4 | 00:59:13 | | |
| 101. | 24 | Renno, Zeina |  | 44 | F | Female 40-44 | 02:13:5 | 01:03:04 | | |
| 102. | 39 | Zahm, Bradley |  | 57 | M | Male 55-59 | 02:14:0 | 01:03:18 | | |














































Omaha Marathon

Overall Results






| Pla | Bi | Name | Na | Ag | Gen | AG | ChipT | Half | Full | 31.46k |
|------|----|------------------|-------------------------------------------------------------------------------------|----|-----|------------------|---------|----------|------|--------|
| 103. | 18 | Coleman, Kia |  | 27 | F | Female 25-29 | 02:14:1 | 01:07:16 | | |
| 104. | 40 | Poledna, Kristi |  | 0 | F | Female 8 & Under | 02:14:4 | 01:04:35 | | |
| 105. | 30 | Day, Brian |  | 53 | M | Male 50-54 | 02:14:4 | 01:04:34 | | |
| 106. | 23 | Navin, Kayla |  | 37 | F | Female 35-39 | 02:15:0 | 01:04:00 | | |
| 107. | 32 | Kitch, Bryan |  | 38 | M | Male 35-39 | 02:15:0 | 01:07:16 | | |
| 108. | 27 | Turkovich, Lee |  | 34 | F | Female 30-34 | 02:15:0 | 01:05:49 | | |
| 109. | 40 | Scoville, |  | 24 | F | Female 20-24 | 02:15:1 | 01:08:25 | | |
| 110. | 35 | Pfeifer, John |  | 24 | M | Male 20-24 | 02:15:1 | 01:08:26 | | |
| 111. | 17 | Blazek, Maggie |  | 34 | F | Female 30-34 | 02:15:1 | 01:02:49 | | |
| 112. | 35 | Pineda, Nel |  | 46 | M | Male 45-49 | 02:15:2 | 01:07:15 | | |
| 113. | 31 | Hartzell, Tony |  | 43 | M | Male 40-44 | 02:15:3 | 01:08:32 | | |
| 114. | 25 | Salerno, Emer |  | 38 | F | Female 35-39 | 02:15:5 | 01:07:16 | | |
| 115. | 30 | Esola, Jim |  | 62 | M | Male 60-64 | 02:16:3 | 01:07:17 | | |
| 116. | 28 | Buntemeyer, |  | 37 | M | Male 35-39 | 02:18:0 | 01:07:18 | | |
| 117. | 25 | Ryder, Suzette |  | 60 | F | Female 60-64 | 02:18:1 | 01:05:40 | | |
| 118. | 26 | Toth, Deb |  | 50 | F | Female 50-54 | 02:18:2 | 01:06:34 | | |
| 119. | 27 | wilson, julia |  | 48 | F | Female 45-49 | 02:18:5 | 01:08:21 | | |
| 120. | 20 | Janky, Katie |  | 27 | F | Female 25-29 | 02:19:1 | 01:08:24 | | |
| 121. | 27 | Webb, Shayla |  | 27 | F | Female 25-29 | 02:19:5 | 01:05:52 | | |
| 122. | 34 | Merlak, Lonny |  | 53 | M | Male 50-54 | 02:20:1 | 01:04:37 | | |
| 123. | 33 | Lutz, James |  | 40 | M | Male 40-44 | 02:20:4 | 01:08:24 | | |
| 124. | 27 | Woelfel, Megan |  | 34 | F | Female 30-34 | 02:21:5 | 01:07:18 | | |
| 125. | 18 | Costello, Kim |  | 34 | F | Female 30-34 | 02:22:2 | 01:05:42 | | |
| 126. | 49 | Taylor, Kerri |  | 40 | F | Female 40-44 | 02:22:4 | 01:06:55 | | |
| 127. | 33 | Milius, Kimberly |  | | F | | 02:22:5 | 01:06:55 | | |
| 128. | 29 | Cassoutt, |  | 24 | M | Male 20-24 | 02:23:5 | 01:14:34 | | |
| 129. | 32 | Kimball, Nathan |  | 45 | M | Male 45-49 | 02:24:1 | 01:09:51 | | |
| 130. | 22 | Montigny, Mary |  | 39 | F | Female 35-39 | 02:24:1 | 01:10:37 | | |
| 131. | 23 | Potts, Mary |  | 22 | F | Female 20-24 | 02:24:4 | 01:04:11 | | |
| 132. | 29 | Collins, John |  | 41 | M | Male 40-44 | 02:25:0 | 01:06:00 | | |
| 133. | 16 | Arrowsmith, |  | 28 | F | Female 25-29 | 02:25:3 | 01:10:23 | | |
| 134. | 29 | Cromer, Matt |  | 39 | M | Male 35-39 | 02:26:2 | 01:10:29 | | |
| 135. | 18 | Ericson, |  | 37 | F | Female 35-39 | 02:27:1 | 01:08:22 | | |
| 136. | 36 | Sabala, Luke |  | 37 | M | Male 35-39 | 02:27:4 | 01:09:39 | | |
| 137. | 19 | Hasebroock, |  | 21 | F | Female 20-24 | 02:28:0 | 01:02:28 | | |
| 138. | 17 | Bundy, Alyssa |  | 33 | F | Female 30-34 | 02:28:2 | 01:12:07 | | |
| 139. | 32 | Klassen, Micah |  | 23 | M | Male 20-24 | 02:28:2 | 01:04:40 | | |
| 140. | 38 | Wettel, Pedro |  | 28 | M | Male 25-29 | 02:28:2 | 01:07:20 | | |
| 141. | 35 | Osborn, Cory |  | 35 | M | Male 35-39 | 02:28:2 | 01:12:07 | | |
| 142. | 34 | McDaniel, Dale |  | 52 | M | Male 50-54 | 02:29:3 | 01:13:24 | | |
| 143. | 31 | Haynes, Austan |  | 30 | M | Male 30-34 | 02:30:0 | 01:13:48 | | |
| 144. | 25 | Scheffler, |  | 24 | F | Female 20-24 | 02:30:2 | 01:14:29 | | |
| 145. | 40 | Ewoldt, Paige |  | 26 | F | Female 25-29 | 02:30:4 | 01:08:53 | | |
| 146. | 39 | Wooten, Duane |  | 54 | M | Male 50-54 | 02:31:2 | 01:09:22 | | |
| 147. | 17 | Boatwright, |  | 33 | F | Female 30-34 | 02:31:5 | 01:06:22 | | |
| 148. | 38 | Winchester, Bob |  | 60 | M | Male 60-64 | 02:33:1 | 01:08:49 | | |
| 149. | 40 | Wisehart, Carl |  | 49 | M | Male 45-49 | 02:33:5 | 01:10:27 | | |
| 150. | 35 | Neth, Connor |  | 29 | M | Male 25-29 | 02:34:5 | 01:12:41 | | |
| 151. | 24 | Rogers, Kayla |  | 25 | F | Female 25-29 | 02:38:0 | 01:14:28 | | |
| 152. | 23 | Mount, Maggie |  | 69 | F | Female 65-69 | 02:38:4 | 01:15:56 | | |
| 153. | 18 | Christenson, |  | 42 | F | Female 40-44 | 02:40:1 | 01:10:10 | | |
| 154. | 31 | HARGRAVE, |  | 45 | M | Male 45-49 | 02:40:1 | 01:10:09 | | |

Omaha Marathon

Overall Results

| Pla | Bi | Name | Na | Ag | Gen | AG | ChipT | Half | Full | 31.46k |
|------|----|------------------|-------------------------------------------------------------------------------------|----|-----|--------------|---------|----------|------|----------|
| 155. | 24 | Ray-Deering, |  | 40 | F | Female 40-44 | 02:40:5 | 01:20:08 | | |
| 156. | 31 | Harrold, Kimbler |  | 42 | M | Male 40-44 | 02:41:2 | 01:11:49 | | |
| 157. | 21 | Johnson, Elyssa |  | 31 | F | Female 30-34 | 02:42:2 | 01:15:26 | | |
| 158. | 25 | Sersen, Karen |  | 61 | F | Female 60-64 | 02:42:5 | 01:17:38 | | |
| 159. | 20 | Hood, Melanie |  | 35 | F | Female 35-39 | 02:44:4 | 01:19:09 | | |
| 160. | 24 | Prusha, Janelle |  | 32 | F | Female 30-34 | 02:44:5 | 01:11:42 | | |
| 161. | 16 | Bahney, Jenna |  | 31 | F | Female 30-34 | 02:45:2 | 01:14:27 | | |
| 162. | 20 | Hubka, |  | 24 | F | Female 20-24 | 02:45:4 | 01:12:19 | | |
| 163. | 19 | Grimmett, |  | 65 | F | Female 65-69 | 02:46:0 | 01:17:58 | | |
| 164. | 25 | Sands, Kaelie |  | 38 | F | Female 35-39 | 02:46:1 | 01:19:08 | | |
| 165. | 20 | Huetson, Jami |  | 36 | F | Female 35-39 | 02:46:4 | 01:23:02 | | |
| 166. | 16 | Armstrong, |  | 55 | F | Female 55-59 | 02:47:1 | 01:21:03 | | |
| 167. | 26 | Swenson, Seher |  | 62 | F | Female 60-64 | 02:48:1 | 01:19:28 | | |
| 168. | 31 | hanegan, david |  | 45 | M | Male 45-49 | 02:48:4 | 01:21:46 | | |
| 169. | 25 | Shiller, Bailey |  | 28 | F | Female 25-29 | 02:49:2 | 01:17:54 | | |
| 170. | 18 | Cnare, Lauren |  | 61 | F | Female 60-64 | 02:49:4 | 06:57:50 | | 01:25:03 |
| 171. | 27 | Weatherly, |  | 58 | F | Female 55-59 | 02:49:4 | 01:25:03 | | |
| 172. | 22 | Meyer, Jennie |  | 44 | F | Female 40-44 | 02:50:5 | 01:22:20 | | |
| 173. | 16 | Bacerra, Beate |  | 64 | F | Female 60-64 | 02:50:5 | 01:22:18 | | |
| 174. | 26 | Shin, Jennifer |  | 55 | F | Female 55-59 | 02:54:1 | 01:22:47 | | |
| 175. | 22 | McKinley, |  | 58 | F | Female 55-59 | 02:55:0 | 01:26:41 | | |
| 176. | 28 | Blaker, Daniel |  | 29 | M | Male 25-29 | 02:55:4 | 01:19:23 | | |
| 177. | 40 | Kelley, Kevin |  | 29 | M | Male 25-29 | 02:55:4 | 01:19:26 | | |
| 178. | 34 | Moore, Mason |  | 31 | M | Male 30-34 | 02:57:2 | 01:17:32 | | |
| 179. | 35 | Moses, Ethan |  | 29 | M | Male 25-29 | 02:57:2 | 01:17:32 | | |
| 180. | 26 | Sutton, Becci |  | 36 | F | Female 35-39 | 02:58:0 | 01:20:43 | | |
| 181. | 21 | Lee, Joy |  | 54 | F | Female 50-54 | 02:58:1 | 01:28:05 | | |
| 182. | 33 | Lee, Michael |  | 55 | M | Male 55-59 | 02:58:1 | 01:28:08 | | |
| 183. | 16 | Academia, |  | 26 | F | Female 25-29 | 02:58:1 | 01:28:08 | | |
| 184. | 25 | Shannon, |  | 43 | F | Female 40-44 | 02:58:2 | 01:22:08 | | |
| 185. | 19 | Goodwin, Teia |  | 41 | F | Female 40-44 | 02:58:3 | 01:25:03 | | |
| 186. | 30 | Dean, DL |  | 51 | M | Male 50-54 | 02:58:4 | 01:28:14 | | |
| 187. | 16 | Baumann, |  | 25 | F | Female 25-29 | 03:06:3 | | | |
| 188. | 27 | Treat, Eunite |  | 40 | F | Female 40-44 | 03:09:5 | 01:28:01 | | |
| 189. | 22 | Martin, Jayne |  | 67 | F | Female 65-69 | 03:13:2 | 01:34:20 | | |
| 190. | 26 | Tapia, Jessica |  | 33 | F | Female 30-34 | 03:14:2 | 01:25:31 | | |
| 191. | 22 | McGuire, |  | 61 | F | Female 60-64 | 03:14:5 | 01:33:58 | | |
| 192. | 28 | Kyander, Mandi |  | 41 | F | Female 40-44 | 03:14:5 | 01:30:33 | | |
| 193. | 21 | King, Becky |  | 45 | F | Female 45-49 | 03:21:3 | 01:34:59 | | |
| 194. | 21 | Johnson, Juliet |  | 56 | F | Female 55-59 | 03:30:3 | 01:31:58 | | |
| 195. | 26 | Stewart, Becky |  | 44 | F | Female 40-44 | 03:32:2 | 01:37:57 | | |
| 196. | 39 | Wredt, Charles |  | 77 | M | Male 70+ | 03:32:3 | 01:38:06 | | |
| 197. | 36 | Pruitt, Jayson |  | 34 | M | Male 30-34 | 03:39:5 | 01:34:36 | | |
| 198. | 23 | Nepple, Diane |  | 63 | F | Female 60-64 | 03:58:3 | 01:52:54 | | |
| 199. | 36 | Sacha, Blake |  | 56 | M | Male 55-59 | 08:29:0 | 00:43:42 | | |

10K

| | | | | | | | | | | |
|----|----|-----------------|-------------------------------------------------------------------------------------|----|---|--------------|---------|--|--|--|
| 1. | 63 | Wessels, Brett |  | 34 | M | Male 30-34 | 00:45:0 | | | |
| 2. | 16 | Markham, Tom |  | 33 | M | Male 30-34 | 00:52:2 | | | |
| 3. | 41 | Berger, Melanie |  | 29 | F | Female 25-29 | 00:53:0 | | | |
| 4. | 49 | Padilla, Sharon |  | 27 | F | Female 25-29 | 00:53:5 | | | |
| 5. | 47 | schrage, jeff |  | 43 | M | Male 40-44 | 00:54:1 | | | |