



















































Omaha Marathon

Overall Results





















































Pla	Bi	Name	Na	Ag	Gen	AG	ChipT	Half	Full	31.46k
155.	24	Ray-Deering,		40	F	Female 40-44	02:40:5	01:20:08		
156.	31	Harrold, Kimbler		42	M	Male 40-44	02:41:2	01:11:49		
157.	21	Johnson, Elyssa		31	F	Female 30-34	02:42:2	01:15:26		
158.	25	Sersen, Karen		61	F	Female 60-64	02:42:5	01:17:38		
159.	20	Hood, Melanie		35	F	Female 35-39	02:44:4	01:19:09		
160.	24	Prusha, Janelle		32	F	Female 30-34	02:44:5	01:11:42		
161.	16	Bahney, Jenna		31	F	Female 30-34	02:45:2	01:14:27		
162.	20	Hubka,		24	F	Female 20-24	02:45:4	01:12:19		
163.	19	Grimmett,		65	F	Female 65-69	02:46:0	01:17:58		
164.	25	Sands, Kaelie		38	F	Female 35-39	02:46:1	01:19:08		
165.	20	Huetson, Jami		36	F	Female 35-39	02:46:4	01:23:02		
166.	16	Armstrong,		55	F	Female 55-59	02:47:1	01:21:03		
167.	26	Swenson, Seher		62	F	Female 60-64	02:48:1	01:19:28		
168.	31	hanegan, david		45	M	Male 45-49	02:48:4	01:21:46		
169.	25	Shiller, Bailey		28	F	Female 25-29	02:49:2	01:17:54		
170.	18	Cnare, Lauren		61	F	Female 60-64	02:49:4	06:57:50		01:25:03
171.	27	Weatherly,		58	F	Female 55-59	02:49:4	01:25:03		
172.	22	Meyer, Jennie		44	F	Female 40-44	02:50:5	01:22:20		
173.	16	Bacerra, Beate		64	F	Female 60-64	02:50:5	01:22:18		
174.	26	Shin, Jennifer		55	F	Female 55-59	02:54:1	01:22:47		
175.	22	McKinley,		58	F	Female 55-59	02:55:0	01:26:41		
176.	28	Blaker, Daniel		29	M	Male 25-29	02:55:4	01:19:23		
177.	40	Kelley, Kevin		29	M	Male 25-29	02:55:4	01:19:26		
178.	34	Moore, Mason		31	M	Male 30-34	02:57:2	01:17:32		
179.	35	Moses, Ethan		29	M	Male 25-29	02:57:2	01:17:32		
180.	26	Sutton, Becci		36	F	Female 35-39	02:58:0	01:20:43		
181.	21	Lee, Joy		54	F	Female 50-54	02:58:1	01:28:05		
182.	33	Lee, Michael		55	M	Male 55-59	02:58:1	01:28:08		
183.	16	Academia,		26	F	Female 25-29	02:58:1	01:28:08		
184.	25	Shannon,		43	F	Female 40-44	02:58:2	01:22:08		
185.	19	Goodwin, Teia		41	F	Female 40-44	02:58:3	01:25:03		
186.	30	Dean, DL		51	M	Male 50-54	02:58:4	01:28:14		
187.	16	Baumann,		25	F	Female 25-29	03:06:3			
188.	27	Treat, Eunite		40	F	Female 40-44	03:09:5	01:28:01		
189.	22	Martin, Jayne		67	F	Female 65-69	03:13:2	01:34:20		
190.	26	Tapia, Jessica		33	F	Female 30-34	03:14:2	01:25:31		
191.	22	McGuire,		61	F	Female 60-64	03:14:5	01:33:58		
192.	28	Kyander, Mandi		41	F	Female 40-44	03:14:5	01:30:33		
193.	21	King, Becky		45	F	Female 45-49	03:21:3	01:34:59		
194.	21	Johnson, Juliet		56	F	Female 55-59	03:30:3	01:31:58		
195.	26	Stewart, Becky		44	F	Female 40-44	03:32:2	01:37:57		
196.	39	Wredt, Charles		77	M	Male 70+	03:32:3	01:38:06		
197.	36	Pruitt, Jayson		34	M	Male 30-34	03:39:5	01:34:36		
198.	23	Nepple, Diane		63	F	Female 60-64	03:58:3	01:52:54		
199.	36	Sacha, Blake		56	M	Male 55-59	08:29:0	00:43:42		

10K

1.	63	Wessels, Brett		34	M	Male 30-34	00:45:0			
2.	16	Markham, Tom		33	M	Male 30-34	00:52:2			
3.	41	Berger, Melanie		29	F	Female 25-29	00:53:0			
4.	49	Padilla, Sharon		27	F	Female 25-29	00:53:5			
5.	47	schrage, jeff		43	M	Male 40-44	00:54:1			



















































Omaha Marathon

Overall Results

Pla	Bi	Name	Na	Ag	Gen	AG	ChipT	Half	Full	31.46k
6.	45	Eckler, David		48	M	Male 45-49	00:55:1			
7.	44	Bell, Louis		33	M	Male 30-34	00:56:2			
8.	46	Kilpatrick, Kevin		32	M	Male 30-34	00:57:4			
9.	45	Hernandez,		52	M	Male 50-54	00:58:0			
10.	46	Janiszewski,		63	M	Male 60-64	00:58:1			
11.	41	Anzalone,		28	F	Female 25-29	00:58:3			
12.	45	ECKERT,		52	M	Male 50-54	00:58:4			
13.	48	Miller, Jen		55	F	Female 55-59	00:58:5			
14.	48	Swanson, Cody		33	M	Male 30-34	00:59:0			
15.	46	Meyers, Andrew		43	M	Male 40-44	00:59:4			
16.	42	Haskell,		29	F	Female 25-29	00:59:5			
17.	41	bell, Melanie		34	F	Female 30-34	01:00:2			
18.	44	Beverly, Michael		33	M	Male 30-34	01:00:4			
19.	47	Raney, Ed		40	M	Male 40-44	01:01:1			
20.	44	Schreck, Lynn		49	F	Female 45-49	01:02:2			
21.	48	Grauman,		38	F	Female 35-39	01:04:1			
22.	43	Murray, Ashley		25	F	Female 25-29	01:04:1			
23.	41	ECKERT,		20	F	Female 20-24	01:06:0			
24.	47	Ramsey, Nick		28	M	Male 25-29	01:06:2			
25.	45	FUESEL,		56	M	Male 55-59	01:06:4			
26.	46	Janda, Steve		24	M	Male 20-24	01:07:3			
27.	43	Moran, Alli		28	F	Female 25-29	01:08:2			
28.	42	Hofer, Lynn		31	F	Female 30-34	01:09:3			
29.	45	Demyan, Dave		45	M	Male 45-49	01:09:5			
30.	46	Joshi, Vineet		29	M	Male 25-29	01:10:1			
31.	47	Stagon, Peter		68	M	Male 65-69	01:10:4			
32.	46	Kilpatrick, Travis		34	M	Male 30-34	01:11:0			
33.	46	Kilpatrick, Rusty		36	M	Male 35-39	01:11:0			
34.	45	Finch, Scott		37	M	Male 35-39	01:11:3			
35.	48	Svoboda,		42	M	Male 40-44	01:11:4			
36.	63	Dohrmann,		62	M	Male 60-64	01:13:2			
37.	41	Caroselli, Kelli		32	F	Female 30-34	01:13:3			
38.	43	Krajeski,		34	F	Female 30-34	01:13:4			
39.	63	Sersen, Karen		61	F	Female 60-64	01:14:5			
40.	44	Baumert, Mel		74	M	Male 70+	01:16:4			
41.	47	Schaben,		78	M	Male 70+	01:16:5			
42.	42	Groeper,		40	F	Female 40-44	01:17:2			
43.	41	Baller, Shamree		34	F	Female 30-34	01:18:1			
44.	44	Wilcoxon, Zee		38	F	Female 35-39	01:19:4			
45.	42	GARCIA, ABRIL		48	F	Female 45-49	01:20:2			
46.	47	Ramsey,		34	M	Male 30-34	01:22:2			
47.	45	Ingram, Jason		47	M	Male 45-49	01:23:0			
48.	43	Kovy, Holly		39	F	Female 35-39	01:23:1			
49.	47	Robbins, Nic		41	M	Male 40-44	01:24:3			
50.	34	Micheels, Scott		67	M	Male 65-69	01:25:3			
51.	41	Baxter, Andrea		42	F	Female 40-44	01:27:5			
52.	44	Tessin, Jessica		30	F	Female 30-34	01:31:3			
53.	26	Stewart, Victoria		31	F	Female 30-34	01:48:1			
54.	42	Holloway,		58	F	Female 55-59	01:52:3			
55.	43	Nemec,		37	F	Female 35-39	02:03:0			
56.	43	Ruiz, Mellie		34	F	Female 30-34	02:07:2			
57.	45	Houdesheldt,		66	M	Male 65-69	12:25:0			

Omaha Marathon

Overall Results

Pla	Bi	Name	Na	Ag	Gen	AG	ChipT	Half	Full	31.46k
DSQ	44	Williams, Jayme		41	F	Female 40-44	00:48:4			
5k										
1.	56	McBratney,		41	M	Male 40-44	00:21:5			
2.	57	Oettel, Bailey		25	F	Female 25-29	00:22:0			
3.	56	Otepka,		43	M	Male 40-44	00:24:3			
4.	52	Lucas, Logan		25	F	Female 25-29	00:24:5			
5.	52	Lucas, Lauren		25	F	Female 25-29	00:24:5			
6.	55	Diehl, Joseph		25	M	Male 25-29	00:25:0			
7.	55	Galloway, Tyrell		28	M	Male 25-29	00:25:5			
8.	50	Halbur,		25	F	Female 25-29	00:25:5			
9.	54	Thibault, Shane		31	F	Female 30-34	00:27:3			
10.	51	Kirsch, Carly		24	F	Female 20-24	00:28:0			
11.	58	King, Kamrien		16	M	Male 15-16	00:28:0			
12.	51	Kilpatrick,		26	F	Female 25-29	00:29:2			
13.	58	Gallegos,		22	M	Male 20-24	00:29:4			
14.	49	Brick, Angela		37	F	Female 35-39	00:30:0			
15.	56	Lambrecht,		38	M	Male 35-39	00:30:2			
16.	57	Boylan, Virgie		54	F	Female 50-54	00:30:3			
17.	58	Zoucha, Elaina		53	F	Female 50-54	00:30:4			
18.	53	Swanson,		58	F	Female 55-59	00:31:0			
19.	54	Williams,		38	F	Female 35-39	00:31:1			
20.	55	Beattie, Nick		42	M	Male 40-44	00:31:1			
21.	55	Galloway,		29	M	Male 25-29	00:31:1			
22.	55	Brick, Philip		34	M	Male 30-34	00:31:1			
23.	55	Flicek, Stephen		37	M	Male 35-39	00:31:4			
24.	57	Rosene,		43	F	Female 40-44	00:31:5			
25.	58	Stoner, Charles		56	M	Male 55-59	00:31:5			
26.	56	Rincon, Juan		31	M	Male 30-34	00:32:1			
27.	54	Whitman-Payne		38	F	Female 35-39	00:32:2			
28.	54	Watanabe-Gallo		55	F	Female 55-59	00:32:3			
29.	51	Johnsrud, Alisa		26	F	Female 25-29	00:33:2			
30.	52	Marsh, Allison		34	F	Female 30-34	00:33:3			
31.	52	Leigh, Julie		53	F	Female 50-54	00:33:3			
32.	54	Allen, Aaron		46	M	Male 45-49	00:33:5			
33.	56	Landmark, Elliot		11	M	Male 11-12	00:34:2			
34.	52	Ochsner, Deidre		41	F	Female 40-44	00:34:2			
35.	52	Ngirchoimei,		21	F	Female 20-24	00:35:4			
36.	53	Ramos Montes,		15	F	Female 15-16	00:35:5			
37.	51	Kilpatrick,		36	F	Female 35-39	00:36:3			
38.	54	Vanderheyden,		44	F	Female 40-44	00:37:1			
39.	55	Bowman, Brian		47	M	Male 45-49	00:37:2			
40.	55	Bowman,		11	F	Female 11-12	00:37:2			
41.	57	Wilson, Scott		47	M	Male 45-49	00:38:1			
42.	49	Finch, Nicole		39	F	Female 35-39	00:40:0			
43.	58	Dunn, James		70	M	Male 70+	00:40:2			
44.	50	Hicks, Alicia		31	F	Female 30-34	00:40:3			
45.	51	Ideker, Becca		32	F	Female 30-34	00:41:1			
46.	50	Henninger, Julie		48	F	Female 45-49	00:41:1			
47.	53	Schultz, Amy		39	F	Female 35-39	00:41:3			
48.	53	Ossenkop,		39	F	Female 35-39	00:41:5			
49.	57	Gallegos,		21	F	Female 20-24	00:42:4			