


























Omaha Marathon

Overall Results

















Pla	Bi	Name	Na	Ag	Gen	AG	ChipT	Half	Full	31.46k
DSQ	44	Williams, Jayme		41	F	Female 40-44	00:48:4			
5k										
1.	56	McBratney,		41	M	Male 40-44	00:21:5			
2.	57	Oettel, Bailey		25	F	Female 25-29	00:22:0			
3.	56	Otepka,		43	M	Male 40-44	00:24:3			
4.	52	Lucas, Logan		25	F	Female 25-29	00:24:5			
5.	52	Lucas, Lauren		25	F	Female 25-29	00:24:5			
6.	55	Diehl, Joseph		25	M	Male 25-29	00:25:0			
7.	55	Galloway, Tyrell		28	M	Male 25-29	00:25:5			
8.	50	Halbur,		25	F	Female 25-29	00:25:5			
9.	54	Thibault, Shane		31	F	Female 30-34	00:27:3			
10.	51	Kirsch, Carly		24	F	Female 20-24	00:28:0			
11.	58	King, Kamrien		16	M	Male 15-16	00:28:0			
12.	51	Kilpatrick,		26	F	Female 25-29	00:29:2			
13.	58	Gallegos,		22	M	Male 20-24	00:29:4			
14.	49	Brick, Angela		37	F	Female 35-39	00:30:0			
15.	56	Lambrecht,		38	M	Male 35-39	00:30:2			
16.	57	Boylan, Virgie		54	F	Female 50-54	00:30:3			
17.	58	Zoucha, Elaina		53	F	Female 50-54	00:30:4			
18.	53	Swanson,		58	F	Female 55-59	00:31:0			
19.	54	Williams,		38	F	Female 35-39	00:31:1			
20.	55	Beattie, Nick		42	M	Male 40-44	00:31:1			
21.	55	Galloway,		29	M	Male 25-29	00:31:1			
22.	55	Brick, Philip		34	M	Male 30-34	00:31:1			
23.	55	Flicek, Stephen		37	M	Male 35-39	00:31:4			
24.	57	Rosene,		43	F	Female 40-44	00:31:5			
25.	58	Stoner, Charles		56	M	Male 55-59	00:31:5			
26.	56	Rincon, Juan		31	M	Male 30-34	00:32:1			
27.	54	Whitman-Payne		38	F	Female 35-39	00:32:2			
28.	54	Watanabe-Gallo		55	F	Female 55-59	00:32:3			
29.	51	Johnsrud, Alisa		26	F	Female 25-29	00:33:2			
30.	52	Marsh, Allison		34	F	Female 30-34	00:33:3			
31.	52	Leigh, Julie		53	F	Female 50-54	00:33:3			
32.	54	Allen, Aaron		46	M	Male 45-49	00:33:5			
33.	56	Landmark, Elliot		11	M	Male 11-12	00:34:2			
34.	52	Ochsner, Deidre		41	F	Female 40-44	00:34:2			
35.	52	Ngirchoimei,		21	F	Female 20-24	00:35:4			
36.	53	Ramos Montes,		15	F	Female 15-16	00:35:5			
37.	51	Kilpatrick,		36	F	Female 35-39	00:36:3			
38.	54	Vanderheyden,		44	F	Female 40-44	00:37:1			
39.	55	Bowman, Brian		47	M	Male 45-49	00:37:2			
40.	55	Bowman,		11	F	Female 11-12	00:37:2			
41.	57	Wilson, Scott		47	M	Male 45-49	00:38:1			
42.	49	Finch, Nicole		39	F	Female 35-39	00:40:0			
43.	58	Dunn, James		70	M	Male 70+	00:40:2			
44.	50	Hicks, Alicia		31	F	Female 30-34	00:40:3			
45.	51	Ideker, Becca		32	F	Female 30-34	00:41:1			
46.	50	Henninger, Julie		48	F	Female 45-49	00:41:1			
47.	53	Schultz, Amy		39	F	Female 35-39	00:41:3			
48.	53	Ossenkop,		39	F	Female 35-39	00:41:5			
49.	57	Gallegos,		21	F	Female 20-24	00:42:4			

Omaha Marathon

Overall Results

Pla	Bi	Name	Na	Ag	Gen	AG	ChipT	Half	Full	31.46k
50.	49	Bachman,		42	F	Female 40-44	00:43:2			
51.	53	Petersen, Mary		61	F	Female 60-64	00:43:5			
52.	46	Petersen, Ron		66	M	Male 65-69	00:43:5			
53.	53	Sharpe, Alex		48	F	Female 45-49	00:47:1			
54.	57	Kuhlman, Kami		52	F	Female 50-54	00:47:2			
55.	51	Jones, Giovanni			F		00:47:2			
56.	58	Kocevar,		51	F	Female 50-54	00:47:5			
57.	51	James, Jennifer		64	F	Female 60-64	00:51:2			
58.	53	Oyelana, Febi		30	F	Female 30-34	00:51:3			
59.	54	AVILES,		76	M	Male 70+	00:52:3			
60.	56	GARCIA, NOE		48	M	Male 45-49	00:52:4			
61.	50	Hogan, Tina		53	F	Female 50-54	00:54:0			
62.	57	Stagon, Thomas		70	M	Male 70+	00:55:1			
63.	56	Grady, Allison		26	M	Male 25-29	00:56:5			
64.	49	Bruggeman,		62	F	Female 60-64	01:45:2			

1 Mile

1.	61	Hutt, Montez		12	M	Male 11-12	00:07:4			
2.	61	Hutt, Alonzo		16	M	Male 15-16	00:07:4			
3.	60	Heidebrecht,		9	M	Male 9 to 10	00:07:4			
4.	61	Mettenbrink,		8	F	Female 8 & Under	00:08:4			
5.	61	Coran, Damien		45	M	Male 45-49	00:09:2			
6.	60	Addante, Eli		4	M	Male 8 & Under	00:09:5			
7.	60	Addante, Luke		6	M	Male 8 & Under	00:10:0			
8.	61	Fletcher,		12	M	Male 11-12	00:11:2			
9.	60	Gigaroa,		22	F	Female 20-24	00:12:2			
10.	60	Stringfellow,		23	M	Male 20-24	00:12:3			
11.	60	Hamilton,		22	F	Female 20-24	00:13:5			
12.	61	King, Jaela		16	F	Female 15-16	00:13:5			
13.	61	Hutt, RJ		11	M	Male 11-12	00:15:3			
14.	60	Marz, Rebecca		27	F	Female 25-29	00:18:2			
15.	61	Tanksley,		13	F	Female 13 to 14	00:18:2			
16.	61	Hutt, Natia		46	F	Female 45-49	00:18:2			

Number of records: 438