






































































































# Omaha Marathon

## Overall Results

Pla	Bi	Name	Na	Ag	Gen	AG	ChipT	Half	Full	31.46k
Marathon										
1.	15	Langdon, Tim		40	M	Male 40-44	02:56:3	00:41:07	01:23:32	02:08:30
2.	11	Marek, Seth		34	M	Male 30-34	03:01:2	00:43:54	01:28:06	02:13:29
3.	76	Elliott, Daniel		30	M	Male 30-34	03:02:5	00:41:07	01:23:33	02:08:08
4.	25	Koski, Meaghan		25	F	Female 25-29	03:04:0	00:44:46	01:29:41	02:15:07
5.	14	Ziegler, Blake		25	M	Male 25-29	03:06:0	00:41:08	01:23:33	02:11:20
6.	82	Good, Travis		25	M	Male 25-29	03:11:2	00:44:47	01:29:38	02:16:02
7.	10	Leonhardt,		33	M	Male 30-34	03:20:2	00:44:18	01:30:38	02:20:36
8.	87	Haggar, Jacob		20	M	Male 20-24	03:29:0	00:43:43	01:28:23	02:20:50
9.	62	Bierma, Jon		31	M	Male 30-34	03:32:2	00:52:08	01:44:07	02:36:30
10.	61	Bierma, Tim		29	M	Male 25-29	03:32:2	00:52:08	01:44:07	02:36:29
11.	91	Izzadin, Bilal		29	M	Male 25-29	03:33:5	00:42:08	01:27:50	02:26:50
12.	10	King, Jacob		25	M	Male 25-29	03:35:0	00:46:47	01:35:39	02:27:32
13.	57	Allbery, Eric		21	M	Male 20-24	03:40:4	00:42:53	01:29:38	02:30:04
14.	81	Gonifas,		45	M	Male 45-49	03:40:5	00:49:54	01:40:31	02:34:17
15.	64	Bolte, Patrick		48	M	Male 45-49	03:41:3	00:52:24	01:44:12	02:37:08
16.	66	Brooks, Lewis		35	M	Male 35-39	03:41:4	00:55:14	01:50:37	02:44:53
17.	71	Christensen,		55	M	Male 55-59	03:41:5	00:51:41	01:43:15	02:36:02
18.	15	Schochat,		66	M	Male 65-69	03:47:4	00:53:51	01:48:46	02:45:31
19.	86	Haggar, Ben		20	M	Male 20-24	03:54:1	00:43:44	01:30:25	02:38:40
20.	42	Recker, Jennifer		28	F	Female 25-29	03:55:5	00:50:03	01:42:21	02:44:37
21.	10	Colaizzi, Brisa		26	F	Female 25-29	03:57:0	00:56:52	01:55:34	02:52:20
22.	10	Krizek, Scott		50	M	Male 50-54	03:57:3	00:57:04	01:54:05	02:53:31
23.	80	Gayden,		41	M	Male 40-44	03:57:4	00:54:23	01:48:20	02:44:50
24.	52	Voorhees, Kylie		39	F	Female 35-39	03:59:4	00:56:24	01:54:24	02:55:05
25.	96	Kavanaugh,		23	M	Male 20-24	04:00:0	00:50:58	01:43:04	02:43:54
26.	12	Reiman, Jake		31	M	Male 30-34	04:01:1	00:53:14	01:47:01	02:46:38
27.	10	Kubicek,		26	M	Male 25-29	04:01:3	00:55:36	01:52:56	02:54:21
28.	13	Scholten, Jared		43	M	Male 40-44	04:02:4	00:56:28	01:55:40	02:57:43
29.	15	Florent, Molly		30	F	Female 30-34	04:03:2	00:55:45	01:52:41	02:53:20
30.	13	Sanchez,		45	M	Male 45-49	04:04:3	00:57:07	01:53:32	02:52:14
31.	14	Takeuchi, Ryan		46	M	Male 45-49	04:06:4	00:59:49	02:00:49	03:02:48
32.	60	Barrera,		35	M	Male 35-39	04:07:5	00:54:37	01:51:48	02:53:02
33.	40	Quandt, Brittany		34	F	Female 30-34	04:08:1	00:57:29	01:58:15	03:01:20
34.	10	Koski, Jordan		25	M	Male 25-29	04:10:4	00:38:31	01:21:46	
35.	13	Swanson, Evan		33	M	Male 30-34	04:13:3	00:58:38	01:58:19	03:02:50
36.	51	Visser, Josie		29	F	Female 25-29	04:13:3	00:58:37	01:58:19	03:02:51
37.	10	Laney, Connor		23	M	Male 20-24	04:21:2	01:02:15	02:02:07	03:02:09
38.	13	Schneckloth,		35	M	Male 35-39	04:21:3	00:51:15	01:43:13	02:52:47
39.	13	Simon, Pedro		36	M	Male 35-39	04:22:3	01:00:06	02:00:17	03:04:20
40.	29	Leiferman,		51	F	Female 50-54	04:22:5	00:59:36	01:59:13	03:05:30
41.	47	Steffen, Tricia		51	F	Female 50-54	04:23:4	01:01:42	02:07:47	03:14:11
42.	32	McKay,		34	F	Female 30-34	04:23:5	01:04:47	02:07:10	03:12:17
43.	36	Piligian, Pam		60	F	Female 60-64	04:24:1	00:59:44	02:01:01	03:08:08
44.	92	James, Dick		68	M	Male 65-69	04:24:2	01:01:33	02:05:24	03:11:54
45.	90	Huju, Jacob		32	M	Male 30-34	04:24:2	00:53:18	01:50:30	03:02:21
46.	14	Sylvester,		35	M	Male 35-39	04:25:1	00:57:46	01:56:16	03:02:15
47.	12	Piligian, Gary		60	M	Male 60-64	04:25:2	00:55:16	01:56:57	03:06:28
48.	13	sarginson,		53	M	Male 50-54	04:26:4	01:00:52	02:06:23	03:14:02
49.	53	Wallace, Noelle		33	F	Female 30-34	04:26:5	00:55:52	01:55:46	03:09:24
50.	41	Ray, Gwen		38	F	Female 35-39	04:27:0	00:55:52	01:55:45	03:00:43



















































# Omaha Marathon

## Overall Results

Pla	Bi	Name	Na	Ag	Gen	AG	ChipT	Half	Full	31.46k
51.	12	Raikar, Vinay		44	M	Male 40-44	04:29:0	00:56:58	01:55:28	03:09:52
52.	73	Craig, Douglas		48	M	Male 45-49	04:32:1	00:49:57	01:43:15	03:00:22
53.	11	Ma, Vincent		51	M	Male 50-54	04:33:4	01:00:03	02:01:52	03:12:37
54.	11	Lum, Eric		43	M	Male 40-44	04:37:0	01:05:42	02:10:11	03:18:46
55.	10	Klinkacek, Cody		22	M	Male 20-24	04:38:1	01:04:38	02:09:41	03:21:10
56.	19	Hallstrom,		27	F	Female 25-29	04:38:5	01:01:28	02:04:13	03:17:27
57.	21	Hoffman,		59	F	Female 55-59	04:39:0	01:01:42	02:07:47	03:19:20
58.	17	Gray, Meghan		23	F	Female 20-24	04:40:2	01:06:42	02:11:47	03:23:11
59.	11	Martini, Michael		24	M	Male 20-24	04:40:2	01:06:42	02:11:47	03:23:11
60.	34	Miller, Leah		39	F	Female 35-39	04:40:3	01:06:43	02:13:35	03:28:49
61.	54	Wester,		34	F	Female 30-34	04:40:4	00:51:58	01:48:27	03:06:49
62.	63	Havemeir,		71	M	Male 70+	04:41:5	00:56:53	01:55:39	03:10:43
63.	9	Chohon, Leah		31	F	Female 30-34	04:42:3	00:57:30	01:59:54	03:17:12
64.	78	Fye, Jon		38	M	Male 35-39	04:45:1	00:51:52	01:53:18	03:16:34
65.	65	Briley, Bill		59	M	Male 55-59	04:46:1	01:00:10	02:04:25	03:16:17
66.	11	Newhart,		66	M	Male 65-69	04:46:1	00:59:55	02:04:56	03:19:56
67.	74	Critchfield, Jack		36	M	Male 35-39	04:46:5	00:55:02	01:56:00	03:14:24
68.	43	Redli, Mary		35	F	Female 35-39	04:47:3	01:02:55	02:10:38	03:26:40
69.	93	Jang, Hojin		36	M	Male 35-39	04:48:2	00:51:12	01:44:32	03:08:53
70.	13	Saint Starr,		31	M	Male 30-34	04:49:2	01:10:38	02:26:20	03:37:21
71.	50	Toone, Nicole		38	F	Female 35-39	04:54:5	01:06:43	02:13:34	03:30:27
72.	30	Lynch, Alyssa		21	F	Female 20-24	05:01:5	01:13:48	02:29:54	03:45:43
73.	4	Armstrong,		39	F	Female 35-39	05:02:1	01:00:39	02:08:13	03:31:32
74.	58	Armstrong, Rick		61	M	Male 60-64	05:03:0	01:12:54	02:28:36	03:45:43
75.	12	Pollmann, Mark		51	M	Male 50-54	05:06:5	01:00:22	02:10:52	03:32:57
76.	27	Kuta, Kennedy		20	F	Female 20-24	05:07:0	01:05:09	02:20:57	03:39:24
77.	10	Kristin, Kyle		43	M	Male 40-44	05:09:0	00:59:45	02:13:10	03:39:53
78.	1	Adekanmbi,		46	F	Female 45-49	05:09:1	01:09:49	02:23:23	03:40:36
79.	23	Jelden, Stevie		27	F	Female 25-29	05:09:2	01:13:50	02:29:45	03:46:02
80.	88	Hahn, Brenton		28	M	Male 25-29	05:10:2	01:06:06	02:18:25	03:42:44
81.	6	Barone,		25	F	Female 25-29	05:10:3	01:06:06	02:18:24	03:42:44
82.	12	Pham, Danny		35	M	Male 35-39	05:11:4	01:12:28	02:23:29	03:42:02
83.	38	Poskus, Nicole		27	F	Female 25-29	05:12:5	01:09:27	02:24:01	04:08:43
84.	12	doyle, jeanine		62	F	Female 60-64	05:20:4	01:12:00	02:26:17	03:50:05
85.	14	Tarcza, Philip		27	M	Male 25-29	05:23:4	01:15:01	02:27:46	03:52:14
86.	15	Fattmann, Ken		0	M	Male 8 & Under	05:25:0	01:08:42	02:21:34	03:46:45
87.	15	Ballard, Linda		61	F	Female 60-64	05:28:4	01:17:48	02:34:26	04:00:32
88.	7	Beckmann,		42	F	Female 40-44	05:29:1	01:10:05	02:28:25	03:54:14
89.	11	Meyer, Joshua		30	M	Male 30-34	05:31:5	01:05:22	02:21:16	03:53:48
90.	14	Taylor, Stephen		40	M	Male 40-44	05:32:2	01:01:42	02:12:15	03:43:34
91.	2	Albers, Emily		32	F	Female 30-34	05:40:2	01:05:27	02:21:16	03:58:44
92.	24	Kirtley, Erin		37	F	Female 35-39	05:40:2	01:05:27	02:21:08	03:58:44
93.	79	Galindo,		43	M	Male 40-44	05:42:0	01:13:49	02:29:55	03:56:52
94.	72	Cook, Ethan		29	M	Male 25-29	05:42:4	01:12:04	02:24:59	03:58:20
95.	13	Schoen, Elliott		57	M	Male 55-59	05:43:0	01:10:43	02:26:26	04:01:41
96.	31	McCoy,		42	F	Female 40-44	05:44:2	01:08:38	02:26:22	04:02:49
97.	20	Hegarty,		54	F	Female 50-54	05:45:0	01:13:26	02:34:17	04:07:48
98.	15	Zuelke, Dan		55	M	Male 55-59	05:46:0	01:15:05	02:37:00	04:07:45
99.	16	Francis, Kazumi		52	F	Female 50-54	05:49:2	01:14:47	02:34:57	04:07:16
100.	15	Ballard, Jim		70	M	Male 70+	06:01:1	01:15:01	02:33:27	04:11:10
101.	46	Scott, Abigail		20	F	Female 20-24	06:02:1	01:23:56		

# Omaha Marathon

## Overall Results

Pla	Bi	Name	Na	Ag	Gen	AG	ChipT	Half	Full	31.46k
Half Marathon										
1.	40	Grimmett,		45	M	Male 45-49	01:23:3	00:42:19		
2.	35	Morgan, Sam		36	M	Male 35-39	01:25:0	00:41:36		
3.	33	MacKenzie,		35	M	Male 35-39	01:34:5	00:46:02		
4.	29	Butler, Tanner		24	M	Male 20-24	01:35:1	00:46:20		
5.	32	Hellbusch,		33	M	Male 30-34	01:36:4	00:47:32		
6.	19	Hartzell, Elisha		36	F	Female 35-39	01:36:4	00:48:19		
7.	29	Coates, Simon		44	M	Male 40-44	01:37:1	00:47:01		
8.	84	Gustafson, Mark		52	M	Male 50-54	01:37:3	00:47:45		
9.	38	wilson, scott		49	M	Male 45-49	01:37:5	00:48:17		
10.	31	Goodman, Zach		22	M	Male 20-24	01:39:3	00:48:18		
11.	38	Vanderheyden,		45	M	Male 45-49	01:39:3	00:48:05		
12.	37	Stahl, Nathan		47	M	Male 45-49	01:39:5	00:49:05		
13.	32	Hellman, Trevor		30	M	Male 30-34	01:41:5	00:52:25		
14.	20	Hellbusch,		32	F	Female 30-34	01:43:1	00:49:49		
15.	38	Strickalnd,		38	M	Male 35-39	01:43:1	00:49:44		
16.	23	Nielsen, Sarah		23	F	Female 20-24	01:43:3	00:49:46		
17.	24	Raithel,		46	F	Female 45-49	01:43:4	00:50:57		
18.	29	Colvin, Jeremy		42	M	Male 40-44	01:43:4	00:52:27		
19.	25	Schiers, Gloria		34	F	Female 30-34	01:43:5	00:51:41		
20.	35	Potthoff, Jake		27	M	Male 25-29	01:44:1	00:54:50		
21.	30	Firmento,		28	M	Male 25-29	01:44:1	00:51:45		
22.	99	Kelly, Paul		53	M	Male 50-54	01:44:2	00:52:36		
23.	28	Brown, Arthur		61	M	Male 60-64	01:45:4	00:53:07		
24.	17	Buster, Elisha		45	F	Female 45-49	01:46:3	00:57:17		
25.	23	O'Brien,		37	F	Female 35-39	01:46:3	00:53:30		
26.	40	Farr, Lyndie		34	F	Female 30-34	01:47:3	00:53:13		
27.	33	Licari, Dave		61	M	Male 60-64	01:47:3	00:53:13		
28.	37	Stairs, Jason		43	M	Male 40-44	01:49:0	00:51:57		
29.	23	Neneman,		25	F	Female 25-29	01:49:3	00:54:38		
30.	26	Stahl, Sarah		40	F	Female 40-44	01:49:5	00:54:36		
31.	34	Mettenbrink,		41	M	Male 40-44	01:50:3	00:55:52		
32.	34	Marshall,		33	M	Male 30-34	01:50:3	00:54:27		
33.	15	Carlson, Adam		40	M	Male 40-44	01:51:1	00:55:33		
34.	27	Wisell, Amanda		31	F	Female 30-34	01:51:4	00:53:51		
35.	36	Pribyl, Brendon		23	M	Male 20-24	01:52:0	00:57:14		
36.	30	Day, Jeffrey		40	M	Male 40-44	01:52:1	00:53:11		
37.	40	Oas, Nicholas		35	M	Male 35-39	01:52:5	00:58:22		
38.	36	Reddel, David		56	M	Male 55-59	01:52:5	00:56:04		
39.	34	McKinney, Eric		36	M	Male 35-39	01:53:0	00:54:01		
40.	30	Docken, Shane		31	M	Male 30-34	01:53:0	00:55:07		
41.	29	Corona, Agustin		50	M	Male 50-54	01:54:1	00:53:32		
42.	22	Miller, Ridley		20	F	Female 20-24	01:54:3	00:55:18		
43.	34	Merlak, Ben		19	M	Male 17 to 19	01:54:3	00:57:14		
44.	37	Sandall, Kyle		37	M	Male 35-39	01:55:0	00:54:37		
45.	33	Klug, Mike		45	M	Male 45-49	01:55:0	00:58:53		
46.	31	Haskins, Ryan		36	M	Male 35-39	01:55:0	00:55:41		
47.	38	Stark, Paul		44	M	Male 40-44	01:55:1	00:58:54		
48.	30	Dobkins,		48	M	Male 45-49	01:55:1	00:59:00		
49.	23	Moyer, Dana		41	F	Female 40-44	01:55:2	00:57:13		
50.	13	Shevlin, Colin		32	M	Male 30-34	01:55:2	00:56:47		





















































# Omaha Marathon

## Overall Results

Pla	Bi	Name	Na	Ag	Gen	AG	ChipT	Half	Full	31.46k
51.	33	Krejci, Scott		50	M	Male 50-54	01:56:1	00:54:29		
52.	16	Anderson, Tricia		30	F	Female 30-34	01:57:0	00:59:14		
53.	39	Witt, Mark		45	M	Male 45-49	01:57:1	00:58:55		
54.	37	Sahafian,		62	M	Male 60-64	01:57:3	00:56:53		
55.	24	Premier, Kelsie		19	F	Female 17 to 19	01:57:4	00:57:59		
56.	17	Carlson,		40	F	Female 40-44	01:58:0	00:58:06		
57.	21	Kazhila, Ruth		25	F	Female 25-29	01:58:0	00:58:00		
58.	30	Elliott, Mark		58	M	Male 55-59	01:58:1	00:52:23		
59.	28	Adams, Jeremy		45	M	Male 45-49	01:58:4	00:56:27		
60.	28	Bushey, Matt		47	M	Male 45-49	01:59:2	00:59:46		
61.	30	Deshmukh,		50	M	Male 50-54	01:59:2	00:59:21		
62.	25	Schure, Rachel		38	F	Female 35-39	01:59:2	00:59:36		
63.	32	Heidenreich,		17	M	Male 17 to 19	02:00:0	00:59:28		
64.	28	Bai, Eric		26	M	Male 25-29	02:00:1	00:58:57		
65.	39	Huebert, Elissa		41	F	Female 40-44	02:00:1	00:59:28		
66.	39	Zollinger,		54	M	Male 50-54	02:00:1	00:55:35		
67.	24	Rischling,		41	F	Female 40-44	02:00:1	00:59:27		
68.	35	O'Rourke, Tim		58	M	Male 55-59	02:00:5	00:58:41		
69.	34	Madson,		41	M	Male 40-44	02:01:0	01:01:08		
70.	19	Harney, Brittany		31	F	Female 30-34	02:01:1	00:59:37		
71.	25	Shehab, Jessica		46	F	Female 45-49	02:01:2	01:01:03		
72.	32	Heidenreich,		54	M	Male 50-54	02:01:2	00:59:28		
73.	20	Iloreta,		34	F	Female 30-34	02:01:2	01:02:26		
74.	22	Misiaszek,		24	F	Female 20-24	02:01:4	00:59:22		
75.	28	Briggs, Jeff		63	M	Male 60-64	02:01:5	00:59:41		
76.	19	Hanson, Lyndi		22	F	Female 20-24	02:02:0	00:58:02		
77.	20	Jacob, Tatum		17	F	Female 17 to 19	02:02:3	01:02:28		
78.	36	Roderick,		36	M	Male 35-39	02:03:0	00:57:44		
79.	36	Ryder, Jonathan		30	M	Male 30-34	02:03:3	01:00:21		
80.	34	Marshall, Evan		24	M	Male 20-24	02:03:5	01:02:18		
81.	33	Lidgett, Clayton		36	M	Male 35-39	02:04:1	00:59:42		
82.	32	Kinyon, Alex		37	M	Male 35-39	02:04:3	00:54:49		
83.	27	vanderloo,		20	F	Female 20-24	02:05:2	00:58:51		
84.	19	Hanson, Beth		43	F	Female 40-44	02:05:2	01:00:32		
85.	35	poledna, patrick		56	M	Male 55-59	02:06:5	00:58:08		
86.	22	Merlak, Alina		20	F	Female 20-24	02:07:3	01:03:14		
87.	36	Ribordy, Lance		57	M	Male 55-59	02:07:3	01:05:19		
88.	29	Chambers, Eric		47	M	Male 45-49	02:08:4	01:03:42		
89.	20	Janak, Bev		67	F	Female 65-69	02:09:1	01:03:42		
90.	18	Cole, Nell		41	F	Female 40-44	02:09:4	00:59:56		
91.	18	Cole, Kari		35	F	Female 35-39	02:09:4	00:59:56		
92.	37	Schoenbeck,		53	M	Male 50-54	02:09:5	01:05:37		
93.	33	Lynch, Kevin		55	M	Male 55-59	02:10:3	01:01:27		
94.	30	Fehr, Brady		22	M	Male 20-24	02:10:5	01:00:52		
95.	31	Gudgel, Mark		40	M	Male 40-44	02:11:0	01:05:39		
96.	22	Mortenson, Pam		59	F	Female 55-59	02:11:1	01:02:06		
97.	22	Lutz, Brittany		35	F	Female 35-39	02:11:2	01:03:27		
98.	21	Lamb, Sophie		35	F	Female 35-39	02:12:2	01:02:30		
99.	37	Simmons,		27	M	Male 25-29	02:12:3	01:03:29		
100.	37	Schoenbeck,		21	M	Male 20-24	02:12:4	00:59:13		
101.	24	Renno, Zeina		44	F	Female 40-44	02:13:5	01:03:04		
102.	39	Zahm, Bradley		57	M	Male 55-59	02:14:0	01:03:18		













































# Omaha Marathon

## Overall Results






Pla	Bi	Name	Na	Ag	Gen	AG	ChipT	Half	Full	31.46k
103.	18	Coleman, Kia		27	F	Female 25-29	02:14:1	01:07:16		
104.	40	Poledna, Kristi		0	F	Female 8 & Under	02:14:4	01:04:35		
105.	30	Day, Brian		53	M	Male 50-54	02:14:4	01:04:34		
106.	23	Navin, Kayla		37	F	Female 35-39	02:15:0	01:04:00		
107.	32	Kitch, Bryan		38	M	Male 35-39	02:15:0	01:07:16		
108.	27	Turkovich, Lee		34	F	Female 30-34	02:15:0	01:05:49		
109.	40	Scoville,		24	F	Female 20-24	02:15:1	01:08:25		
110.	35	Pfeifer, John		24	M	Male 20-24	02:15:1	01:08:26		
111.	17	Blazek, Maggie		34	F	Female 30-34	02:15:1	01:02:49		
112.	35	Pineda, Nel		46	M	Male 45-49	02:15:2	01:07:15		
113.	31	Hartzell, Tony		43	M	Male 40-44	02:15:3	01:08:32		
114.	25	Salerno, Emer		38	F	Female 35-39	02:15:5	01:07:16		
115.	30	Esola, Jim		62	M	Male 60-64	02:16:3	01:07:17		
116.	28	Buntemeyer,		37	M	Male 35-39	02:18:0	01:07:18		
117.	25	Ryder, Suzette		60	F	Female 60-64	02:18:1	01:05:40		
118.	26	Toth, Deb		50	F	Female 50-54	02:18:2	01:06:34		
119.	27	wilson, julia		48	F	Female 45-49	02:18:5	01:08:21		
120.	20	Janky, Katie		27	F	Female 25-29	02:19:1	01:08:24		
121.	27	Webb, Shayla		27	F	Female 25-29	02:19:5	01:05:52		
122.	34	Merlak, Lonny		53	M	Male 50-54	02:20:1	01:04:37		
123.	33	Lutz, James		40	M	Male 40-44	02:20:4	01:08:24		
124.	27	Woelfel, Megan		34	F	Female 30-34	02:21:5	01:07:18		
125.	18	Costello, Kim		34	F	Female 30-34	02:22:2	01:05:42		
126.	49	Taylor, Kerri		40	F	Female 40-44	02:22:4	01:06:55		
127.	33	Milius, Kimberly			F		02:22:5	01:06:55		
128.	29	Cassoutt,		24	M	Male 20-24	02:23:5	01:14:34		
129.	32	Kimball, Nathan		45	M	Male 45-49	02:24:1	01:09:51		
130.	22	Montigny, Mary		39	F	Female 35-39	02:24:1	01:10:37		
131.	23	Potts, Mary		22	F	Female 20-24	02:24:4	01:04:11		
132.	29	Collins, John		41	M	Male 40-44	02:25:0	01:06:00		
133.	16	Arrowsmith,		28	F	Female 25-29	02:25:3	01:10:23		
134.	29	Cromer, Matt		39	M	Male 35-39	02:26:2	01:10:29		
135.	18	Ericson,		37	F	Female 35-39	02:27:1	01:08:22		
136.	36	Sabala, Luke		37	M	Male 35-39	02:27:4	01:09:39		
137.	19	Hasebroock,		21	F	Female 20-24	02:28:0	01:02:28		
138.	17	Bundy, Alyssa		33	F	Female 30-34	02:28:2	01:12:07		
139.	32	Klassen, Micah		23	M	Male 20-24	02:28:2	01:04:40		
140.	38	Wettel, Pedro		28	M	Male 25-29	02:28:2	01:07:20		
141.	35	Osborn, Cory		35	M	Male 35-39	02:28:2	01:12:07		
142.	34	McDaniel, Dale		52	M	Male 50-54	02:29:3	01:13:24		
143.	31	Haynes, Austan		30	M	Male 30-34	02:30:0	01:13:48		
144.	25	Scheffler,		24	F	Female 20-24	02:30:2	01:14:29		
145.	40	Ewoldt, Paige		26	F	Female 25-29	02:30:4	01:08:53		
146.	39	Wooten, Duane		54	M	Male 50-54	02:31:2	01:09:22		
147.	17	Boatwright,		33	F	Female 30-34	02:31:5	01:06:22		
148.	38	Winchester, Bob		60	M	Male 60-64	02:33:1	01:08:49		
149.	40	Wisehart, Carl		49	M	Male 45-49	02:33:5	01:10:27		
150.	35	Neth, Connor		29	M	Male 25-29	02:34:5	01:12:41		
151.	24	Rogers, Kayla		25	F	Female 25-29	02:38:0	01:14:28		
152.	23	Mount, Maggie		69	F	Female 65-69	02:38:4	01:15:56		
153.	18	Christenson,		42	F	Female 40-44	02:40:1	01:10:10		
154.	31	HARGRAVE,		45	M	Male 45-49	02:40:1	01:10:09		

# Omaha Marathon

## Overall Results





















































Pla	Bi	Name	Na	Ag	Gen	AG	ChipT	Half	Full	31.46k
155.	24	Ray-Deering,		40	F	Female 40-44	02:40:5	01:20:08		
156.	31	Harrold, Kimbler		42	M	Male 40-44	02:41:2	01:11:49		
157.	21	Johnson, Elyssa		31	F	Female 30-34	02:42:2	01:15:26		
158.	25	Sersen, Karen		61	F	Female 60-64	02:42:5	01:17:38		
159.	20	Hood, Melanie		35	F	Female 35-39	02:44:4	01:19:09		
160.	24	Prusha, Janelle		32	F	Female 30-34	02:44:5	01:11:42		
161.	16	Bahney, Jenna		31	F	Female 30-34	02:45:2	01:14:27		
162.	20	Hubka,		24	F	Female 20-24	02:45:4	01:12:19		
163.	19	Grimmett,		65	F	Female 65-69	02:46:0	01:17:58		
164.	25	Sands, Kaelie		38	F	Female 35-39	02:46:1	01:19:08		
165.	20	Huetson, Jami		36	F	Female 35-39	02:46:4	01:23:02		
166.	16	Armstrong,		55	F	Female 55-59	02:47:1	01:21:03		
167.	26	Swenson, Seher		62	F	Female 60-64	02:48:1	01:19:28		
168.	31	hanegan, david		45	M	Male 45-49	02:48:4	01:21:46		
169.	25	Shiller, Bailey		28	F	Female 25-29	02:49:2	01:17:54		
170.	18	Cnare, Lauren		61	F	Female 60-64	02:49:4	06:57:50		01:25:03
171.	27	Weatherly,		58	F	Female 55-59	02:49:4	01:25:03		
172.	22	Meyer, Jennie		44	F	Female 40-44	02:50:5	01:22:20		
173.	16	Bacerra, Beate		64	F	Female 60-64	02:50:5	01:22:18		
174.	26	Shin, Jennifer		55	F	Female 55-59	02:54:1	01:22:47		
175.	22	McKinley,		58	F	Female 55-59	02:55:0	01:26:41		
176.	28	Blaker, Daniel		29	M	Male 25-29	02:55:4	01:19:23		
177.	40	Kelley, Kevin		29	M	Male 25-29	02:55:4	01:19:26		
178.	34	Moore, Mason		31	M	Male 30-34	02:57:2	01:17:32		
179.	35	Moses, Ethan		29	M	Male 25-29	02:57:2	01:17:32		
180.	26	Sutton, Becci		36	F	Female 35-39	02:58:0	01:20:43		
181.	21	Lee, Joy		54	F	Female 50-54	02:58:1	01:28:05		
182.	33	Lee, Michael		55	M	Male 55-59	02:58:1	01:28:08		
183.	16	Academia,		26	F	Female 25-29	02:58:1	01:28:08		
184.	25	Shannon,		43	F	Female 40-44	02:58:2	01:22:08		
185.	19	Goodwin, Teia		41	F	Female 40-44	02:58:3	01:25:03		
186.	30	Dean, DL		51	M	Male 50-54	02:58:4	01:28:14		
187.	16	Baumann,		25	F	Female 25-29	03:06:3			
188.	27	Treat, Eunite		40	F	Female 40-44	03:09:5	01:28:01		
189.	22	Martin, Jayne		67	F	Female 65-69	03:13:2	01:34:20		
190.	26	Tapia, Jessica		33	F	Female 30-34	03:14:2	01:25:31		
191.	22	McGuire,		61	F	Female 60-64	03:14:5	01:33:58		
192.	28	Kyander, Mandi		41	F	Female 40-44	03:14:5	01:30:33		
193.	21	King, Becky		45	F	Female 45-49	03:21:3	01:34:59		
194.	21	Johnson, Juliet		56	F	Female 55-59	03:30:3	01:31:58		
195.	26	Stewart, Becky		44	F	Female 40-44	03:32:2	01:37:57		
196.	39	Wredt, Charles		77	M	Male 70+	03:32:3	01:38:06		
197.	36	Pruitt, Jayson		34	M	Male 30-34	03:39:5	01:34:36		
198.	23	Nepple, Diane		63	F	Female 60-64	03:58:3	01:52:54		
199.	36	Sacha, Blake		56	M	Male 55-59	08:29:0	00:43:42		

### 10K

1.	63	Wessels, Brett		34	M	Male 30-34	00:45:0			
2.	16	Markham, Tom		33	M	Male 30-34	00:52:2			
3.	41	Berger, Melanie		29	F	Female 25-29	00:53:0			
4.	49	Padilla, Sharon		27	F	Female 25-29	00:53:5			
5.	47	schrage, jeff		43	M	Male 40-44	00:54:1			







# Omaha Marathon

## Overall Results

Pla	Bi	Name	Na	Ag	Gen	AG	ChipT	Half	Full	31.46k
6.	45	Eckler, David		48	M	Male 45-49	00:55:1			
7.	44	Bell, Louis		33	M	Male 30-34	00:56:2			
8.	46	Kilpatrick, Kevin		32	M	Male 30-34	00:57:4			
9.	45	Hernandez,		52	M	Male 50-54	00:58:0			
10.	46	Janiszewski,		63	M	Male 60-64	00:58:1			
11.	41	Anzalone,		28	F	Female 25-29	00:58:3			
12.	45	ECKERT,		52	M	Male 50-54	00:58:4			
13.	48	Miller, Jen		55	F	Female 55-59	00:58:5			
14.	48	Swanson, Cody		33	M	Male 30-34	00:59:0			
15.	46	Meyers, Andrew		43	M	Male 40-44	00:59:4			
16.	42	Haskell,		29	F	Female 25-29	00:59:5			
17.	41	bell, Melanie		34	F	Female 30-34	01:00:2			
18.	44	Beverly, Michael		33	M	Male 30-34	01:00:4			
19.	47	Raney, Ed		40	M	Male 40-44	01:01:1			
20.	44	Schreck, Lynn		49	F	Female 45-49	01:02:2			
21.	48	Grauman,		38	F	Female 35-39	01:04:1			
22.	43	Murray, Ashley		25	F	Female 25-29	01:04:1			
23.	41	ECKERT,		20	F	Female 20-24	01:06:0			
24.	47	Ramsey, Nick		28	M	Male 25-29	01:06:2			
25.	45	FUESEL,		56	M	Male 55-59	01:06:4			
26.	46	Janda, Steve		24	M	Male 20-24	01:07:3			
27.	43	Moran, Alli		28	F	Female 25-29	01:08:2			
28.	42	Hofer, Lynn		31	F	Female 30-34	01:09:3			
29.	45	Demyan, Dave		45	M	Male 45-49	01:09:5			
30.	46	Joshi, Vineet		29	M	Male 25-29	01:10:1			
31.	47	Stagon, Peter		68	M	Male 65-69	01:10:4			
32.	46	Kilpatrick, Travis		34	M	Male 30-34	01:11:0			
33.	46	Kilpatrick, Rusty		36	M	Male 35-39	01:11:0			
34.	45	Finch, Scott		37	M	Male 35-39	01:11:3			
35.	48	Svoboda,		42	M	Male 40-44	01:11:4			
36.	63	Dohrmann,		62	M	Male 60-64	01:13:2			
37.	41	Caroselli, Kelli		32	F	Female 30-34	01:13:3			
38.	43	Krajeski,		34	F	Female 30-34	01:13:4			
39.	63	Sersen, Karen		61	F	Female 60-64	01:14:5			
40.	44	Baumert, Mel		74	M	Male 70+	01:16:4			
41.	47	Schaben,		78	M	Male 70+	01:16:5			
42.	42	Groeper,		40	F	Female 40-44	01:17:2			
43.	41	Baller, Shamree		34	F	Female 30-34	01:18:1			
44.	44	Wilcoxon, Zee		38	F	Female 35-39	01:19:4			
45.	42	GARCIA, ABRIL		48	F	Female 45-49	01:20:2			
46.	47	Ramsey,		34	M	Male 30-34	01:22:2			
47.	45	Ingram, Jason		47	M	Male 45-49	01:23:0			
48.	43	Kovy, Holly		39	F	Female 35-39	01:23:1			
49.	47	Robbins, Nic		41	M	Male 40-44	01:24:3			
50.	34	Micheels, Scott		67	M	Male 65-69	01:25:3			
51.	41	Baxter, Andrea		42	F	Female 40-44	01:27:5			
52.	44	Tessin, Jessica		30	F	Female 30-34	01:31:3			
53.	26	Stewart, Victoria		31	F	Female 30-34	01:48:1			
54.	42	Holloway,		58	F	Female 55-59	01:52:3			
55.	43	Nemec,		37	F	Female 35-39	02:03:0			
56.	43	Ruiz, Mellie		34	F	Female 30-34	02:07:2			
57.	45	Houdesheldt,		66	M	Male 65-69	12:25:0			

# Omaha Marathon
















## Overall Results

Pla	Bi	Name	Na	Ag	Gen	AG	ChipT	Half	Full	31.46k
DSQ	44	Williams, Jayme		41	F	Female 40-44	00:48:4			
5k										
1.	56	McBratney,		41	M	Male 40-44	00:21:5			
2.	57	Oettel, Bailey		25	F	Female 25-29	00:22:0			
3.	56	Otepka,		43	M	Male 40-44	00:24:3			
4.	52	Lucas, Logan		25	F	Female 25-29	00:24:5			
5.	52	Lucas, Lauren		25	F	Female 25-29	00:24:5			
6.	55	Diehl, Joseph		25	M	Male 25-29	00:25:0			
7.	55	Galloway, Tyrell		28	M	Male 25-29	00:25:5			
8.	50	Halbur,		25	F	Female 25-29	00:25:5			
9.	54	Thibault, Shane		31	F	Female 30-34	00:27:3			
10.	51	Kirsch, Carly		24	F	Female 20-24	00:28:0			
11.	58	King, Kamrien		16	M	Male 15-16	00:28:0			
12.	51	Kilpatrick,		26	F	Female 25-29	00:29:2			
13.	58	Gallegos,		22	M	Male 20-24	00:29:4			
14.	49	Brick, Angela		37	F	Female 35-39	00:30:0			
15.	56	Lambrecht,		38	M	Male 35-39	00:30:2			
16.	57	Boylan, Virgie		54	F	Female 50-54	00:30:3			
17.	58	Zoucha, Elaina		53	F	Female 50-54	00:30:4			
18.	53	Swanson,		58	F	Female 55-59	00:31:0			
19.	54	Williams,		38	F	Female 35-39	00:31:1			
20.	55	Beattie, Nick		42	M	Male 40-44	00:31:1			
21.	55	Galloway,		29	M	Male 25-29	00:31:1			
22.	55	Brick, Philip		34	M	Male 30-34	00:31:1			
23.	55	Flicek, Stephen		37	M	Male 35-39	00:31:4			
24.	57	Rosene,		43	F	Female 40-44	00:31:5			
25.	58	Stoner, Charles		56	M	Male 55-59	00:31:5			
26.	56	Rincon, Juan		31	M	Male 30-34	00:32:1			
27.	54	Whitman-Payne		38	F	Female 35-39	00:32:2			
28.	54	Watanabe-Gallo		55	F	Female 55-59	00:32:3			
29.	51	Johnsrud, Alisa		26	F	Female 25-29	00:33:2			
30.	52	Marsh, Allison		34	F	Female 30-34	00:33:3			
31.	52	Leigh, Julie		53	F	Female 50-54	00:33:3			
32.	54	Allen, Aaron		46	M	Male 45-49	00:33:5			
33.	56	Landmark, Elliot		11	M	Male 11-12	00:34:2			
34.	52	Ochsner, Deidre		41	F	Female 40-44	00:34:2			
35.	52	Ngirchoimei,		21	F	Female 20-24	00:35:4			
36.	53	Ramos Montes,		15	F	Female 15-16	00:35:5			
37.	51	Kilpatrick,		36	F	Female 35-39	00:36:3			
38.	54	Vanderheyden,		44	F	Female 40-44	00:37:1			
39.	55	Bowman, Brian		47	M	Male 45-49	00:37:2			
40.	55	Bowman,		11	F	Female 11-12	00:37:2			
41.	57	Wilson, Scott		47	M	Male 45-49	00:38:1			
42.	49	Finch, Nicole		39	F	Female 35-39	00:40:0			
43.	58	Dunn, James		70	M	Male 70+	00:40:2			
44.	50	Hicks, Alicia		31	F	Female 30-34	00:40:3			
45.	51	Ideker, Becca		32	F	Female 30-34	00:41:1			
46.	50	Henninger, Julie		48	F	Female 45-49	00:41:1			
47.	53	Schultz, Amy		39	F	Female 35-39	00:41:3			
48.	53	Ossenkop,		39	F	Female 35-39	00:41:5			
49.	57	Gallegos,		21	F	Female 20-24	00:42:4			



















# Omaha Marathon

## Overall Results

Pla	Bi	Name	Na	Ag	Gen	AG	ChipT	Half	Full	31.46k
50.	49	Bachman,		42	F	Female 40-44	00:43:2			
51.	53	Petersen, Mary		61	F	Female 60-64	00:43:5			
52.	46	Petersen, Ron		66	M	Male 65-69	00:43:5			
53.	53	Sharpe, Alex		48	F	Female 45-49	00:47:1			
54.	57	Kuhlman, Kami		52	F	Female 50-54	00:47:2			
55.	51	Jones, Giovanni			F		00:47:2			
56.	58	Kocevar,		51	F	Female 50-54	00:47:5			
57.	51	James, Jennifer		64	F	Female 60-64	00:51:2			
58.	53	Oyelana, Febi		30	F	Female 30-34	00:51:3			
59.	54	AVILES,		76	M	Male 70+	00:52:3			
60.	56	GARCIA, NOE		48	M	Male 45-49	00:52:4			
61.	50	Hogan, Tina		53	F	Female 50-54	00:54:0			
62.	57	Stagon, Thomas		70	M	Male 70+	00:55:1			
63.	56	Grady, Allison		26	M	Male 25-29	00:56:5			
64.	49	Bruggeman,		62	F	Female 60-64	01:45:2			

### 1 Mile

1.	61	Hutt, Montez		12	M	Male 11-12	00:07:4			
2.	61	Hutt, Alonzo		16	M	Male 15-16	00:07:4			
3.	60	Heidebrecht,		9	M	Male 9 to 10	00:07:4			
4.	61	Mettenbrink,		8	F	Female 8 & Under	00:08:4			
5.	61	Coran, Damien		45	M	Male 45-49	00:09:2			
6.	60	Addante, Eli		4	M	Male 8 & Under	00:09:5			
7.	60	Addante, Luke		6	M	Male 8 & Under	00:10:0			
8.	61	Fletcher,		12	M	Male 11-12	00:11:2			
9.	60	Gigaroa,		22	F	Female 20-24	00:12:2			
10.	60	Stringfellow,		23	M	Male 20-24	00:12:3			
11.	60	Hamilton,		22	F	Female 20-24	00:13:5			
12.	61	King, Jaela		16	F	Female 15-16	00:13:5			
13.	61	Hutt, RJ		11	M	Male 11-12	00:15:3			
14.	60	Marz, Rebecca		27	F	Female 25-29	00:18:2			
15.	61	Tanksley,		13	F	Female 13 to 14	00:18:2			
16.	61	Hutt, Natia		46	F	Female 45-49	00:18:2			

Number of records: 438